



Policy & Procedure (P&P)

Policy Title :

Prevention of Ventilator Associated Pneumonia (Evidenced Based Practice VAP Bundle)

Department	Index No.	Scope
Infection Control	ICD-071	ICU and NICU Staff
Issue Date	Revision NO	Effective Date
25/12/1437	1	1441/3/1
Review Due Date	Related Standard NO.	Page Number#
1443/3/1	CBAHI (IPC-39)	Page 1 of 3

1. Policy:

AQGH Staff must follow this standard protocol in the Prevention of Hospital Acquired VAP

2. Definition :

- 2.1. Ventilator-associated pneumonia (VAP): is a lung infection that develops in a person who is on a ventilator
- 2.2. Bundle: is a structured way of improving the processes of care and patient outcomes: a small, straightforward set of evidence-based practices — generally three to five — that, when performed collectively and reliably, have been proven to improve patient outcomes

3. Purpose :

To provide an evidenced based guidelines to prevent Hospital Acquired Ventilator Associated Pneumonia

4. Procedure :

4.1. Follow the Adult Ventilator Bundle

- 4.1.1. Elevation of the head of the bed (HOB) to between 30 and 45 degrees.
- 4.1.2. Daily sedative interruption and daily assessment of readiness to extubate
- 4.1.3. Peptic ulcer disease (PUD) prophylaxis
- 4.1.4. Deep venous thrombosis (DVT) prophylaxis (unless contraindicated).
- 4.1.5. Daily oral care with chlorhexidine.

4.2. Follow the Pediatric/Neonatal Ventilator Bundle

- 4.2.1. Elevation of the bed
 - 4.2.1.1. Pediatric 30-45 °C
 - 4.2.1.2. Neonatal 15-30 °C



وزارة الصحة Ministry of Health

مستشفى القنفذة العام

- 4.2.2. Daily Assessment of readiness to extubate
- 4.2.3. Neonates only : Peptic Ulcer Disease Prophylaxis: Ranitidine used for post op near term/term infants or sick neonates with bloody gastric secretion via OG)
- 4.2.4. Neonates only : Deep Venous Thrombosis (DVT) Prophylaxis (Heparin used for near/ term infants with deep vein thrombosis only)
- 4.2.5. Daily Oral Care every 4 hours
- 4.2.6. Keep the vent circuit free from condensation every 2-4 hours
- 4.2.7. Use meticulous hand hygiene before and after contact with ventilator circuits
- 4.2.8. Change In-Line suction catheter systems only when soiled or every 72 hours
- 4.2.9. Store oral suction device in a clean non sealed plastic bag when not in use
- 4.3. **Monitor Bundle Compliance Rate Weekly(Infection control Practitioners)**

(Refer to ICD 003, Health Care Associated Infections Definitions and Surveillance Guidelines)

5. Responsibilities :

- 05.1. Hospital Administrators
- 05.2. Infection Control Department
- 05.3. ICU Department
- 05.4. NICU Department
- 05.5. Nursing staff

06. Equipment & Forms

- 06.1. Adult Ventilator Surveillance Form (Attachment ICD 003 Health Care Associated Surveillance)
- 06.2. Pediatric/Neonatal Ventilator Bundle Form (Attachment ICD 003 Health Care Associated Surveillance)










07. Attachment :

NA

08. References

- 08.1. Health care associated infection surveillance manual. General directorate of infection prevention and control. First edition 2017.
- 08.2. The GCC the Infection Prevention Control Manual. 3 rd edition 2018.

Preparation, Reviewing & Approval Box

	NAME	Position	Signature	Date
Prepared By	DR. FOUED BEN ROMDHANE	IC Coordinator		13/3/2019
Reviewed By	DR. AHMED AMR SABER	IC Coordinator		12/3/19
Reviewed By	MR. ALI BAYAHYA	ICD HOD		12/3/19
Reviewed By	DR. HEBA HASANIN	NICU HOD		12/3/19
Reviewed By	DR. AHMED NAGIB	ICU HOD		12/3/19
Reviewed By	MS. AMRAH HADI ALHILEESI	Nursing Director		12/3/19
Reviewed By	DR. FAISAL FALATA	TQM Director		13/11/2019
Reviewed By	DR. AHMED BALBED	Medical Director		13/11/2019
Approved By	MR. HASAN ALI AL NASHRI	Hospital Director		13/11/2019

